


weSLICE 4500



Product details


- Perfect solution for full-line suppliers
- Maximum flexibility
- Optimized product loading


View online



Advantages

 Involute blade


 Weber Hygiene Design

 Quick set-up time

 SprayTech

 Interleaver

 Automatic loading


















 Manual loading


weSLICE 4500

The weSLICE 4000 models are the perfect solution for full-range suppliers. At an average output, it offers maximum flexibility for many small-batch applications – all on a very modest footprint. Depending on the individual performance requirements, you can choose between the weSLICE 4000 or the weSLICE 4500.

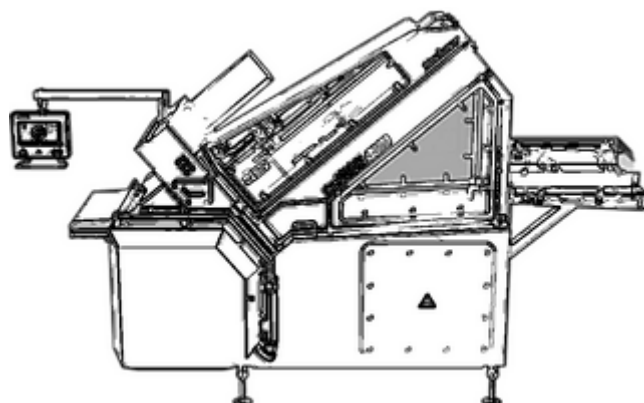
The compact slicers allow the option of manual and automatic loading as required. This ensures optimized product loading and feeding – even for bulky products – and better integration in automated processes. Additionally, radical reductions in set-up times, combined with lower staff requirements, also help to minimize costs in the long term.

Presentation

-  Stacked
-  Shingled
-  Endless-shingled
-  Circular-portion-designer
-  Multiple-overlaps - single/mixed
-  Staggered Stack
-  Shingled-with-interleave
-  Pieces
-  Oval
-  stacked-with-interleave
-  Cross-shingled
-  Shaved
-  Portion-designer
-  Shingled-stack
-  Multi-shingled
-  Folded
-  Overlapped - single/mixed



Technical Data weSLICE 4500



Slicing speed (rpm)	max. 1500
Product throat height (mm)	120/135/150
Product throat width (mm)	330
Product length (mm)	max.1200
Slicing system	Involute blade
Slicing thickness (mm)	0.5-50
Loading (automatic/manual)	automatically/manually

This document was generated automatically on 03/30/2023. All information is non-binding. We reserve the right to make changes in the interest of technical progress. For the latest information on this product, please visit:

<https://www.weberweb.com/portfolio/slicer/weslice-4000-4500/>

Weber means: service across the board.



Weber Academy.

Maximize line performance through professional training courses.

At the Weber Headquarter in Breidenbach, Germany, we have our own training center, the Weber Academy. Being a provider of complete line solutions, we offer training courses for your Weber Line, tailored precisely to your needs. In doing so, our focus is always on increasing efficiency and optimizing profit in your company.



Weber Guardian.

A safe plan for your production.

Only those who listen can understand. And those who understand can act. With our Weber Guardian program, we harmonize people, machines, and processes to get the most out of production. From preventive maintenance and inspection through targeted personnel development to production support and optimization.



Weber Portal.

Networked thinking, handling together.

You will find everything about your Weber equipment bundled in your personal Weber Portal. Compact, individual and interactive. From your customer profile and that of your machines to e-learning on your setup as well as convenient spare parts ordering and service offers. Are you already registered?